

××××××××× (十 股 編) ×××××××××



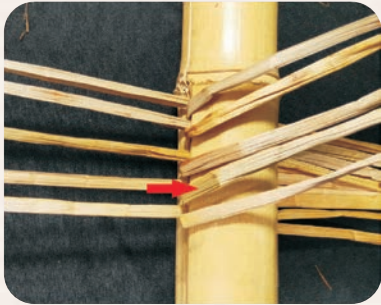
START
步 驟

1 將十根草夾在竹竿上，
將從下方數起第一、三
、五、七、九根草向右
掀起

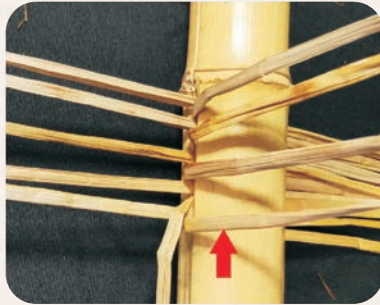


×××

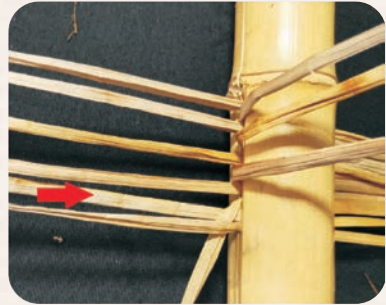
× ×



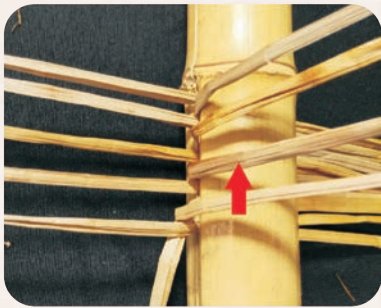
2 將右側第二根草向下折



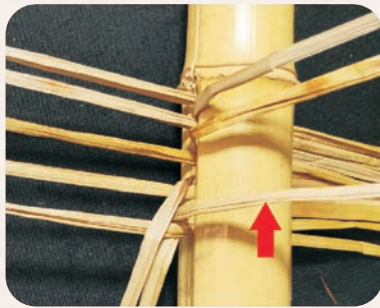
3 將右側下方第一根草向左放置左側草下方




4 將左側第二根草向右掀開



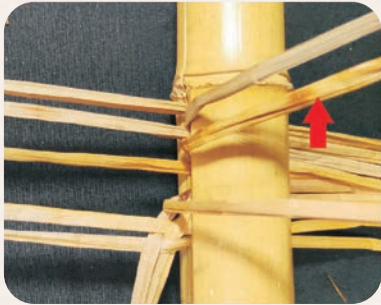
5 將右側記號草向下放




6 將掀開的草放回左側




7 將左側第三根草向右掀




8 將右側記號草向下折




9 將掀開的右側草放回左側



10 將左側第四根草向右掀



11 將右側記號草向下折




12 將掀開的右側草放回左側




13 將左側第五根草向右掀

× ×


× ×




14 將左側最上方的草向下折



15 將掀開的右側草放回左側



16 將下方的草向右掀起



17 重複步驟2-16做到所需的長度

× ×