

××××××××(六 股 編)××××××××



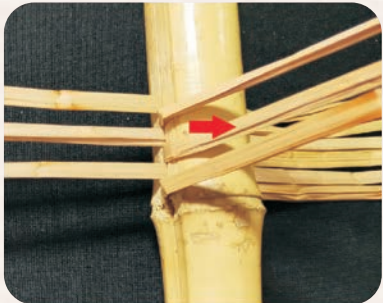
START
步驟

1 將六根草夾在竹竿上，
將從下方數起第一、
三、五根草向右掀起

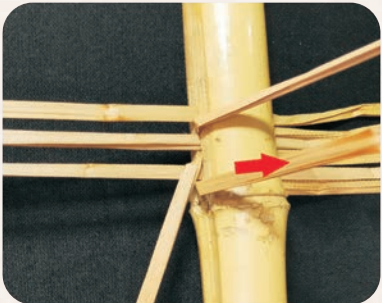


×××


× ×




2 將右側第二根草向下折



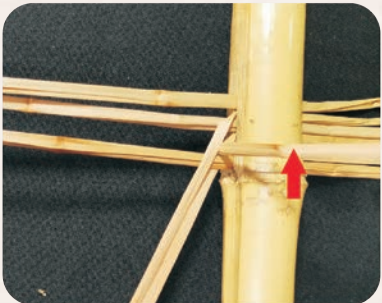
3 將右側下方草向左放置左側草下方




4 將左側第二根草向右掀開




5 將右側上方草向下放



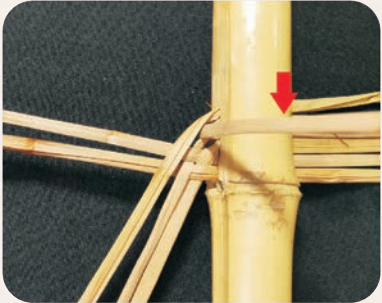
6 將掀開的草放回左側




7 將左側第三根草向右掀



8 將左側上方草向下折




9 將掀開的右側草放回左側



10 將下方三根草向右掀開

11 重複步驟2-10至所需的長度



× ×